


APRIL 2022

MONTHLY HOUSING MARKET UPDATE

For media inquiries, please contact George McCabe with B&P Public Relations
At (702) 325-7358 or gmccabe@bpadv.com

Housing Snapshot

 <p>SINGLE-FAMILY UNITS</p>	<p># Units Sold 3,001 ▼ -14.9%</p> <p>Median Price <i>Units Sold</i> \$475,000 ▲ +26.7%</p>	<p># New Listings 3,667 ▼ -0.9%</p> <p>Median Price <i>New Listings</i> \$499,900 ▲ +28.2%</p>	<p># Units Available 2,441 ▲ +33.6%</p> <p>Effective Availability 0.8 Months ▲ +57.1%</p>
 <p>CONDO/TOWNHOUSE UNITS</p>	<p># Units Sold 776 ▼ -24.2%</p> <p>Median Price <i>Units Sold</i> \$275,000 ▲ +35.8%</p>	<p># New Listings 1,029 ▲ +5.2%</p> <p>Median Price <i>New Listings</i> \$285,000 ▲ +32.6%</p>	<p># Units Available 508 ▼ -2.1%</p> <p>Effective Availability 0.7 Months ▲ +29.2%</p>

Notes: Growth rates are compared to the prior year. Availability reflects inventory excluding those with offers.

Market Statistics



Single-Family Units



Condo/Townhouse Units

	Current Value April 2022	Growth From March 2022	Growth From April 2021	Current Value April 2022	Growth From March 2022	Growth From April 2021
Units Sold						
No. of Units Sold	3,001	-8.3%	-14.9%	776	-16.8%	-24.2%
Median Price of Units Sold	\$475,000	+3.3%	+26.7%	\$275,000	+1.9%	+35.8%
Average Price of Units Sold	\$586,108	+4.8%	+23.5%	\$297,218	+5.3%	+34.5%
New Listings						
No. of New Listings	3,667	+4.0%	-0.9%	1,029	+11.4%	+5.2%
Median Price of New Listings	\$499,900	+3.1%	+28.2%	\$285,000	+3.6%	+32.6%
Average Price of New Listings	\$652,012	+1.6%	+15.6%	\$316,722	+5.1%	+32.2%
Availability (Including Offers)						
No. of Units Available	6,203	+5.8%	-6.7%	1,552	+14.6%	-15.2%
Median Price of Units Available	\$515,000	+3.0%	+30.4%	\$285,000	+5.0%	+39.0%
Average Price of Units Available	\$759,946	+0.6%	+18.2%	\$332,530	+4.4%	+34.2%
Availability (Excluding Offers)						
No. of Units Available	2,441	+21.7%	+33.6%	508	+28.9%	-2.1%
Median Price of Units Available	\$589,900	-0.9%	+18.2%	\$297,000	+0.7%	+43.5%
Average Price of Units Available	\$978,059	-5.5%	-3.8%	\$371,185	-2.2%	+33.4%
Effective Months of Availability	0.8	+32.7%	+57.1%	0.7	+55.0%	+29.2%
Time on Market for Units Sold	April 2022	March 2022	April 2021	April 2022	March 2022	April 2021
0 - 30 days	87.2%	82.8%	81.5%	91.1%	88.5%	76.7%
31 - 60 days	6.8%	7.1%	7.7%	5.0%	6.0%	9.6%
61 - 90 days	2.2%	4.6%	3.3%	1.7%	2.4%	5.2%
91 - 120 days	1.6%	2.8%	2.4%	1.0%	1.6%	2.1%
121+ days	2.2%	2.8%	5.0%	1.2%	1.5%	6.5%

See notes, methodology and definitions on page 10.

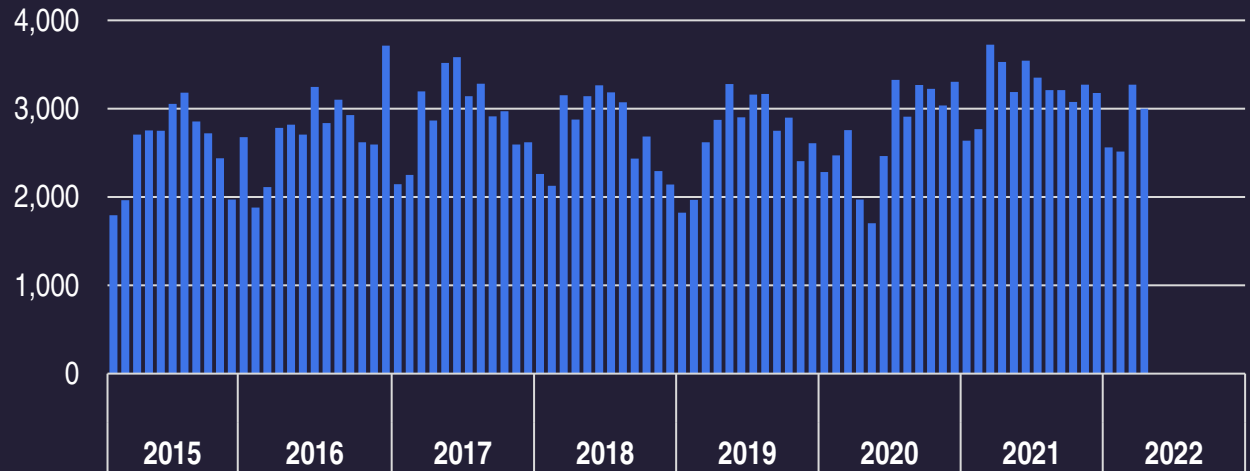
LAS VEGAS REALTORS® | Page 3

Single-Family Market Trends

Number of Closings

3,001 Units

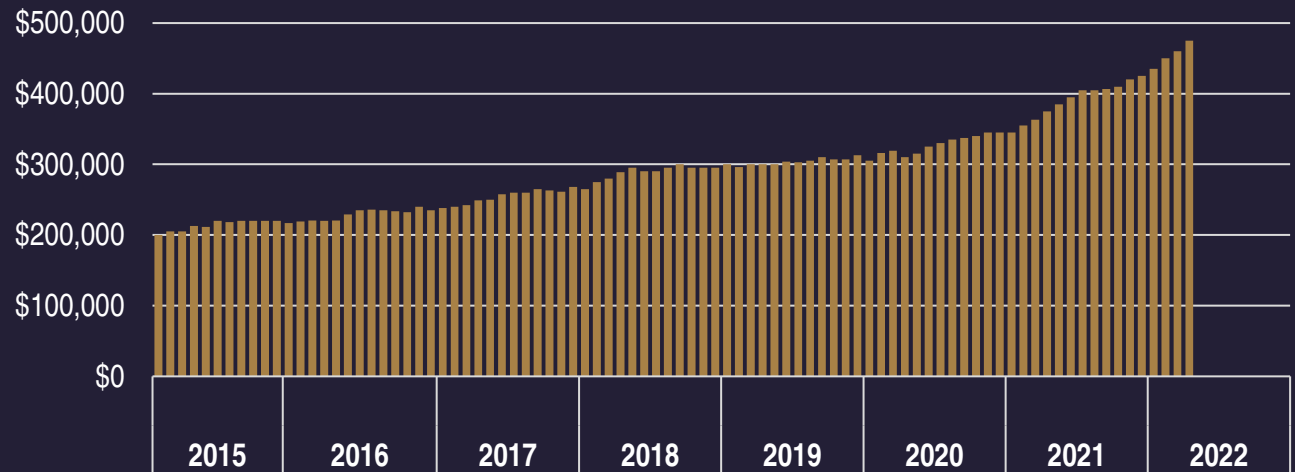
-8.3% vs. Prior Month
-14.9% vs. Prior Year



Median Closing Price

\$475,000

+3.3% vs. Prior Month
+26.7% vs. Prior Year

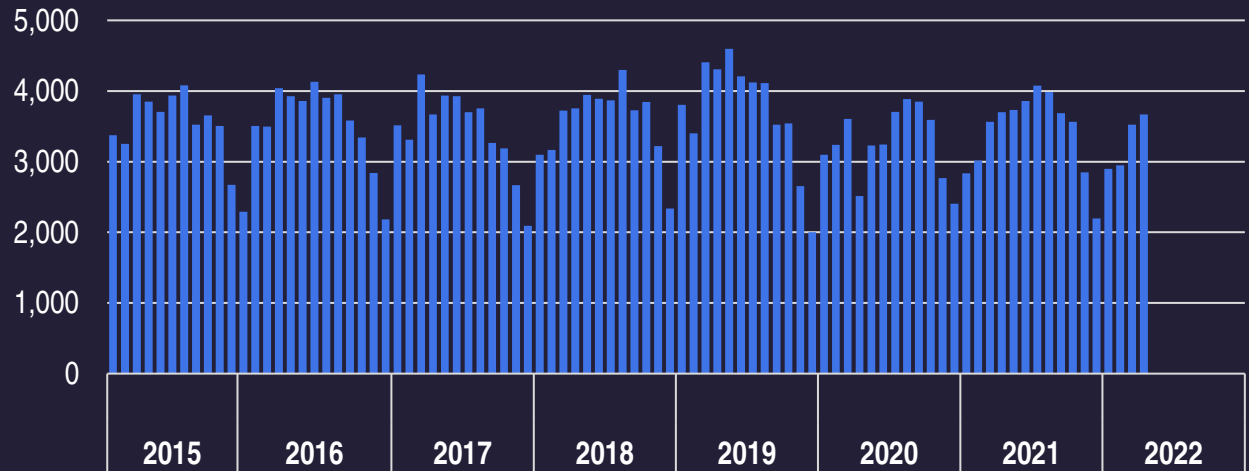


Single-Family Market Trends

Number of New Listings

3,667 Units

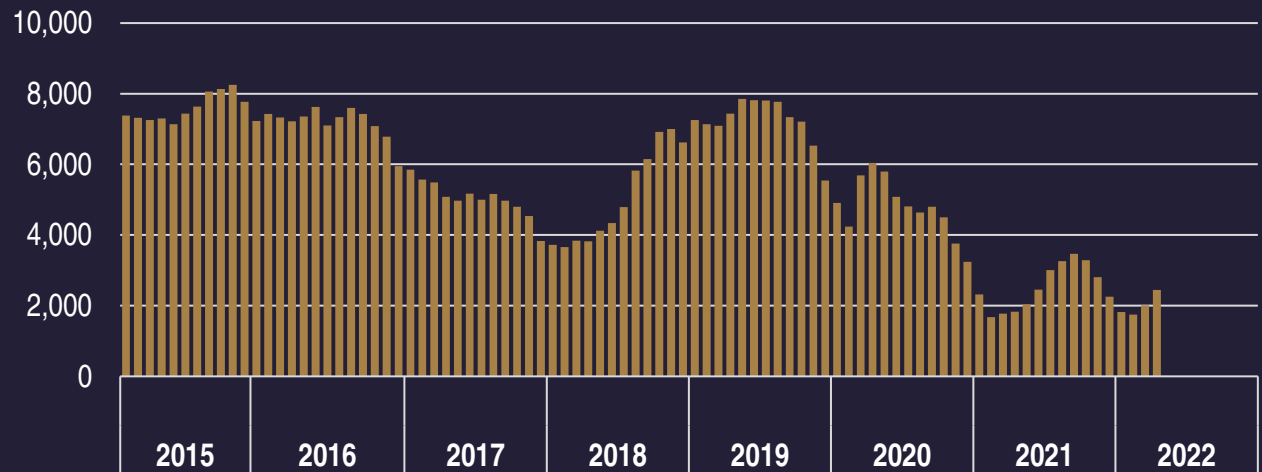
+4.0% vs. Prior Month
-0.9% vs. Prior Year



Availability (Excl. offers)

2,441 Units

+21.7% vs. Prior Month
+33.6% vs. Prior Year

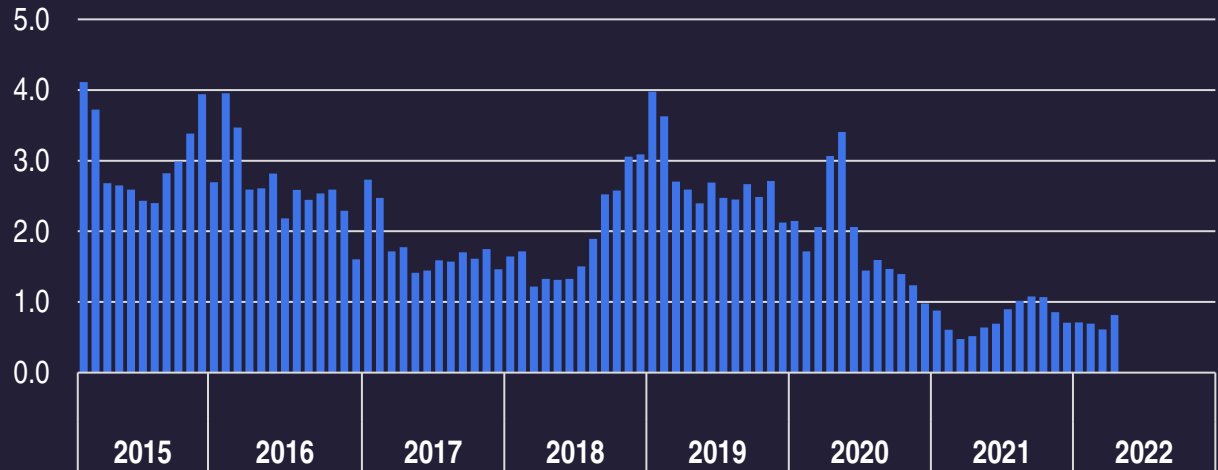


Single-Family Market Trends

Effective Months of Availability

0.8 Months

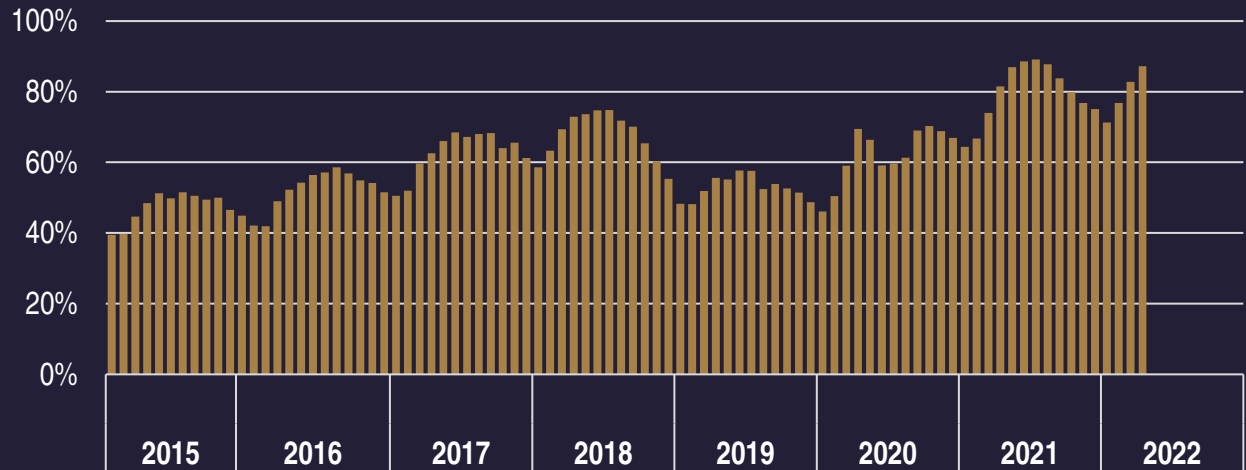
+32.7% vs. Prior Month
+57.1% vs. Prior Year



Time on Market: 30 Days or Less

87.2% of Closings

82.8% vs. Prior Month
81.5% vs. Prior Year

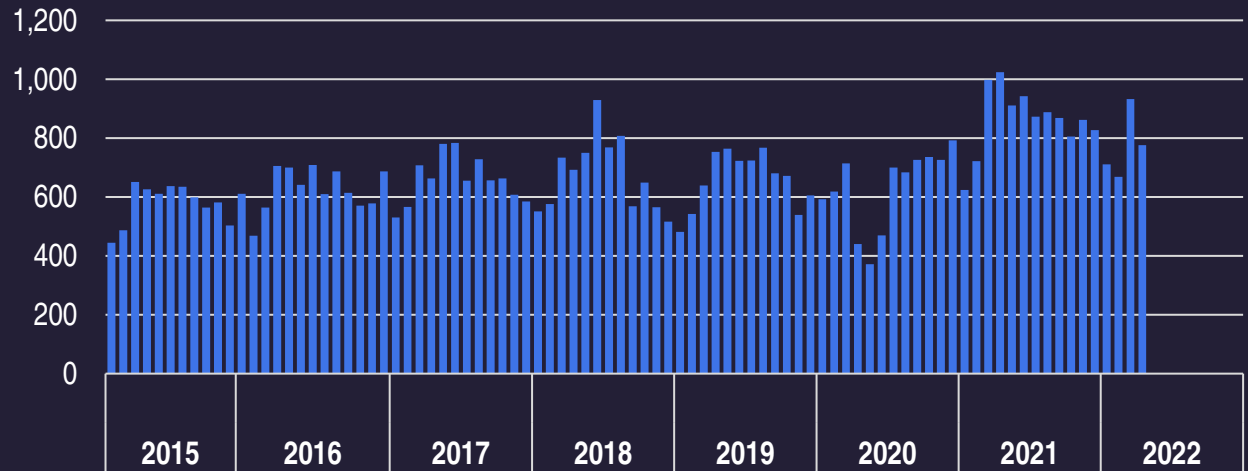


Condo/Townhouse Market Trends

Number of Closings

776 Units

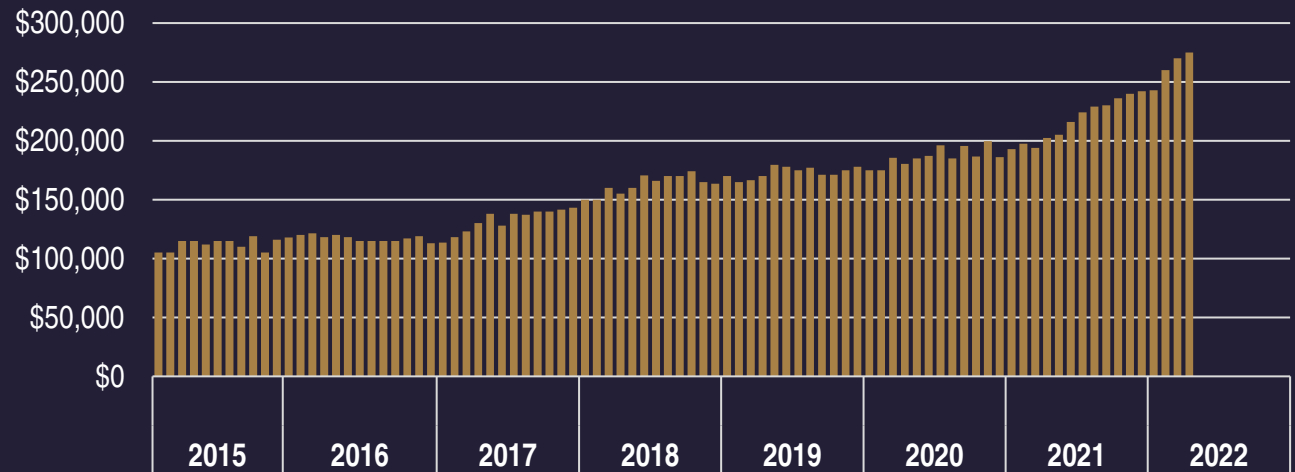
-16.8% vs. Prior Month
-24.2% vs. Prior Year



Median Closing Price

\$275,000

+1.9% vs. Prior Month
+35.8% vs. Prior Year

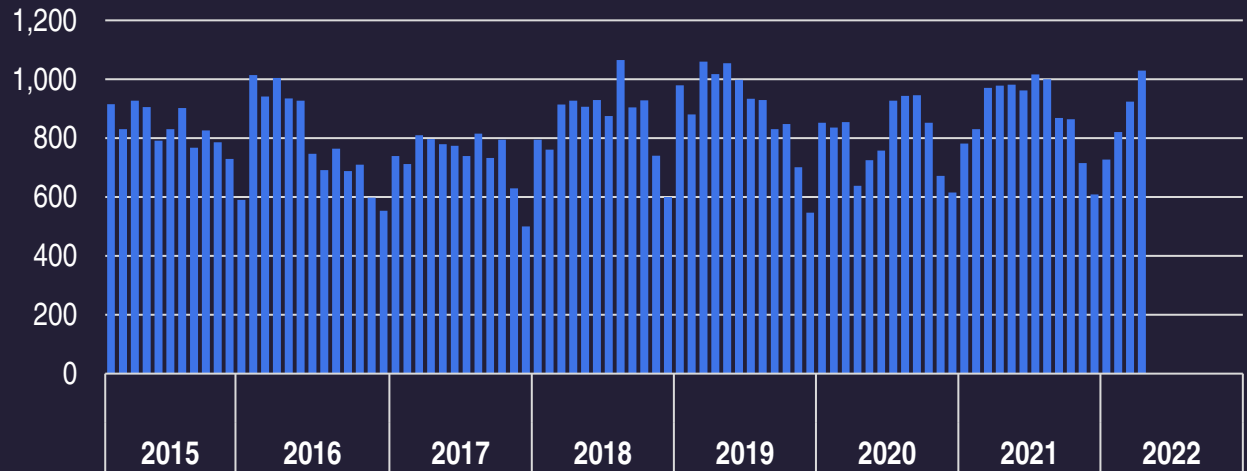


Condo/Townhouse Market Trends

Number of New Listings

1,029 Units

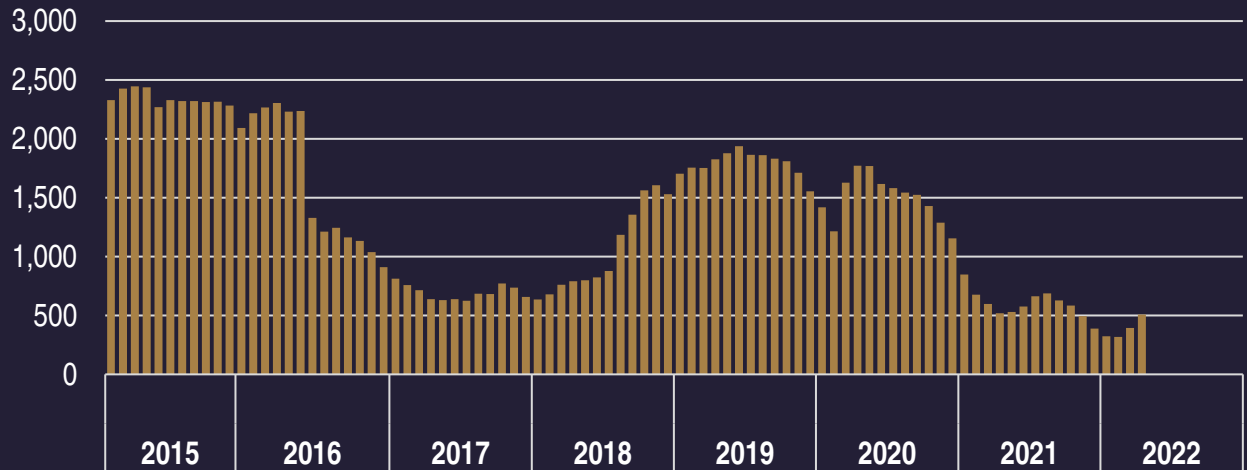
+11.4% vs. Prior Month
+5.2% vs. Prior Year



Availability (Excl. offers)

508 Units

+28.9% vs. Prior Month
-2.1% vs. Prior Year

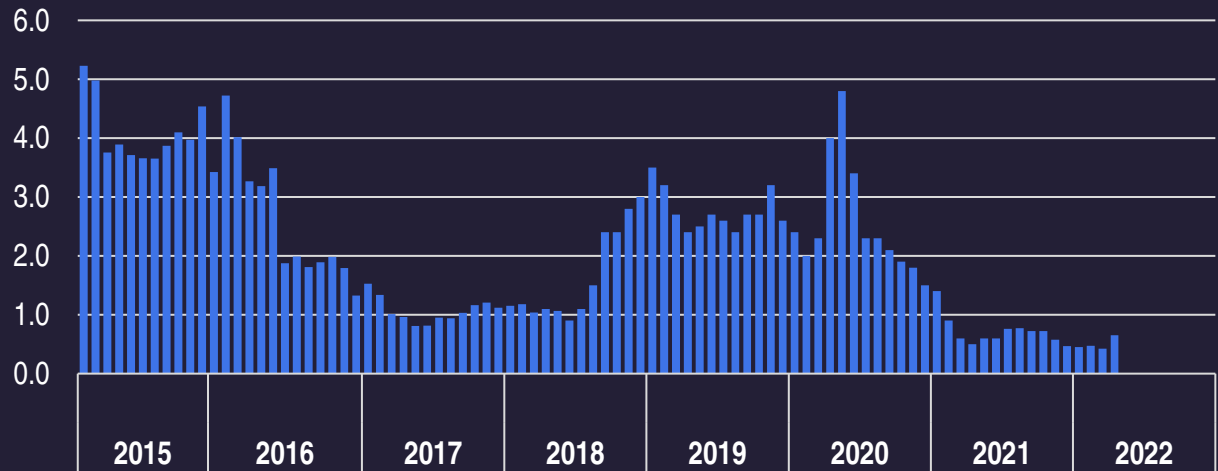


Condo/Townhouse Market Trends

Effective Months of Availability

0.7 Months

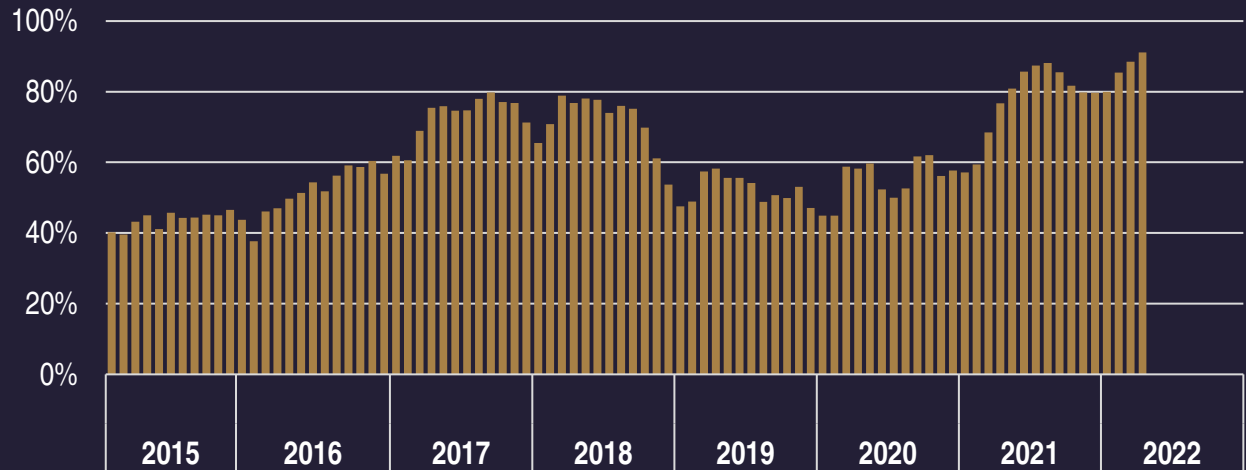
+55.0% vs. Prior Month
+29.2% vs. Prior Year



Time on Market: 30 Days or Less

91.1% of Closings

88.5% vs. Prior Month
76.7% vs. Prior Year



Notes, Methodology and Definitions

Source: LAS VEGAS REALTORS® // (702) 784-5000 // 6360 S. Rainbow Blvd.; Las Vegas, NV 89118
www.lasvegasrealtor.com

Territorial Jurisdiction: Clark, Nye, Lincoln and White Pine Counties, Nevada, and such other areas as from time to time may be allocated to the LVR by the Board of Directors of the National Association of REALTORS®

Media Contact Information: George McCabe, B&P Public Relations // (702) 325-7358 // gmccabe@bpadv.com

Methodology and Disclaimer: This data is based on information from the LAS VEGAS REALTORS® (LVR) Multiple Listing Service (MLS). This information is deemed reliable but is not guaranteed. MLS collects, compiles and distributes information about homes listed for sale by its subscribers who are real estate agents. MLS subscription is available to all real estate agents licensed in Nevada, but is not available to the general public. Not all licensed agents subscribe to the MLS. MLS does not include all new homes available or listings from non-MLS agents, nor does it include properties for sale by owner.

Definitions:

Units Sold: Actual closings/recordings (not contracts) during the reporting period

New Listings: Units that were initially listed in the MLS for sale during the reporting period

Availability: The number of units available at the end of the reporting period

Availability Including Offers: Units listed as available that have pending or contingent offers in place

Availability Excluding Offers: Units listed as available that do not have any pending or contingent offers in place

Effective Months of Inventory: Reflects the number of units available (excluding offers) divided by the number of sales during the reporting period

LVR Board of Directors

2022



Brandon L. Roberts
President



Lee K. Barrett
President Elect



Yared Rivera
Vice President



Stephanie Grant
Treasurer



Aldo M. Martinez
Past President



Angelina Scarelli
Director



Christina K. Chipman
Director



Kimberly A. Alexander
Director



Randy K. Hatada
Director



Shane W. Nguyen
Director



Christopher Bishop
Director



Elie Morris
Director



Geoffrey S. Zahler
Director



Joshua D. Campa
Director



Merri Perry
Director



Patty J. Kelley
Parliament



Robbin Balogh
Staff Liaison



Wendy M. DiVecchio
CEO

About LVR

Las Vegas REALTORS® (formerly known as GLVAR) was founded in 1947 and provides its more than 17,000 local members with education, training and political representation. The local representative of the National Association of REALTORS®, LVR is the largest professional organization in Southern Nevada. Each member receives the highest level of professional training and must abide by a strict code of ethics. For more information, visit www.LasVegasRealtor.com.



6360 S. Rainbow Blvd.
Las Vegas, Nevada 89118
(702) 784-5000

www.LasVegasRealtor.com